



**2019 ÇUKUROVA UNIVERSITY INTERNATIONAL
STUDENTS SELECTION EXAM (CISE) APPLICATION
GUIDE AND GENERAL RULES**

1. CISE Application

1.1 Kayıt Olunuz /Register

If you are logging in for the first time, you can register by typing your e-mail address and password to the login part “1/6”. To receive an e-mail stating that your application has been successfully completed and to be able to sign in the system properly later (for entrance document, exam result, etc.), please register to the system with an active and valid e-mail address. Since you will also use your e-mail address and password you have typed during registration for transactions such as learning your exam results, Programme preference procedures, and placement results etc., please register with your active e-mail address and specify a password that you will not forget.

1.2 Oturum Açınız / Login to your account

If you login before and wish to complete application procedure or to update/change any information, you can sign in the system from part “2/6” with the e-mail address and password you have used for registration.




1/6 Kayıt olunuz / Register		2/6 Oturum açınız / Login to your account	
E-Posta/E-Mail:	<input type="text"/>	E-Posta/E-Mail:	<input type="text"/>
Parola/Password:	<input type="text"/>	Parola/Password:	<input type="text"/>
Parolayı Onaylayın/ Confirm Password:	<input type="text"/>		
Resim Doğrulama/Image Confirmation			
<input type="text" value="719078"/>			
<input type="button" value="Doğrulama Kodu Gönder/Send Confirmation Code"/>		<input type="button" value="Bağlan/Login"/>	
E-Posta Doğrulama Kodunu 120 Saniye İçinde Giriniz/Enter E-Mail Confirmation Code In 120 Seconds:		<input type="button" value="Parolamı E-Posta ile Gönder/Send My Password by E-Mail"/>	
<input type="button" value="Kayıt Ol ve Bağlan/Register and Login"/>			

1.3 Verilerinizi Giriniz/Enter Your Data

Please fill in the spaces given in the “3/6 Verilerinizi Giriniz/Enter Your Data” form. Upload your photo with the specified format and size to “Resim Yükle/Upload Image” segment on the right side of the form. Please pay utmost attention while selecting “Exam Language Preference” and “Exam Center Preference”.

After filling in the form, please check the box “Kabul ediyorum/I Agree”. After you have completed all parts in the form, “Kaydet/Save” button will be activated. After saving your information by clicking on the save button, continue with the next stage by clicking on “Devam/Continue” button.

ÇUKUROVA ÜNİVERSİTESİ
LİSANS PROGRAMLARI ULUSLARARASI ÖĞRENCİ SINAV BAŞVURU FORMU
ÇUKUROVA UNIVERSITY
INTERNATIONAL STUDENT EXAM APPLICATION FORM FOR ADMISSION TO UNDERGRADUATE PROGRAMS

3/6 Verilerinizi Giriniz/Enter Your Data				
E-Posta/E-Mail:	<input type="text"/>	TC Kimlik No/Passport No:	<input type="text"/>	
Ad / Name:	<input type="text"/>			
Soyad/Last Name:	<input type="text"/>	Cinsiyet/Gender:	<input checked="" type="radio"/> Erkek/Male <input type="radio"/> Kadın/Female	
Yazışma Adresi/Mailing Address:	<input type="text"/>	Vatandaşlık/Country of Citizenship:	<input type="text"/>	
Ev Telefonu/Home Telephone:	<input type="text"/>	Cep Telefonu/Mobile Phone:	<input type="text"/>	<input type="button" value="Dosya Seç"/> Dosya seçilmedi Maksimum resim boyutu 1 mb. ve resim tipi (uzantısı) .jpg veya .jpeg olmalıdır./ Maximum image size is 1 mb. and image type (extension) must be .jpg or .jpeg
Sınav Dili Tercihî/Preferred Exam Language:	<input type="text" value="Türkçe/Turkish"/>	Sınav Merkezi Tercihî/Preferred Examination Center:	<input type="text" value="Adana/Turkey"/>	<input type="button" value="Resmi yükle/Upload Image"/>
Buradaki bilgileri doğru ve eksiksiz olduğunu beyan ederim. Aksi ispatlandığı takdirde başvuru veya kaydımın iptal edileceğini kabul ederim./I hereby certify that all the information provided on this application form is accurate, honestly presented and complete. I understand that my application or enrollment will be cancelled if proven otherwise.				
Kayıt için tüm belgelerin orjinallerinin teslim edilmesini kabul ederim./ I understand that for my enrollment, all documents need to be submitted in original.				
02.16.2017	<input type="checkbox"/> Kabul ediyorum/I Agree			
<input type="button" value="Kaydet/Save"/>				<input type="button" value="Devam /Continue -->"/>

Çukurova Üniversitesi Rektörlük Bilgi İşlem Daire Başkanlığı

1.4 Başvuru Ücreti Ödeme Formu/ Application Fee Payment Form

On the “4/6 Başvuru Ücreti /Application Fee” form, you will see the exam center that you have selected before and the application fee. In order to change your exam center preference, you can go back to the previous form by clicking on “Başvuru Formuna Dön/Back to Application Form” button. Please select your method of payment from “Ödeme Şekli/Payment Info” part. If you pay the fee via Bank, please select “**Banka/Bank**” section in order to upload the receipt that you have received from the bank; to pay the fee online (via credit card), please select “**Online (Credit Card)**” section.

ÇUKUROVA ÜNİVERSİTESİ
LİSANS PROGRAMLARI ULUSLARARASI ÖĞRENCİ SINAV BAŞVURU FORMU
ÇUKUROVA UNIVERSITY
INTERNATIONAL STUDENT EXAM APPLICATION FORM FOR ADMISSION TO UNDERGRADUATE PROGRAMS

4/6 Başvuru Ücreti / Application Fee

Sınav Merkezi Tercih / Preferred Examination Center:	Adana/Turkey	
Başvuru Ücreti / App. Fee :	250 TL	
Ödeme Şekli / Payment Method :	<input checked="" type="radio"/> Banka / Bank <input type="radio"/> Online (Kredi Kartı) / Online (Credit Card) Lütfen yukarıda listeden tercih ettiğiniz başvuru ücreti ödeme şeklini seçiniz. / Please select the payment method you prefer from the list above.	
Ödeme Bilgisi / Payment Info :	Dekont No/No of Bank Receipt:	<input type="text" value="xxxxxxx"/>
	Dekont Tarihi/Date of Bank Receipt:	<input type="text" value="xxx/xxx/2017"/>
<input type="button" value="Kaydet / Save"/>		
Başvuru ücretini yatırdıktan sonra "Dosya Yükle ve Sonlandır" butonu ile bir sonraki aşamaya geçebilirsiniz. / After paying the application fee you may switch to the next stage with the "Upload Files and Terminate " button.		
<input type="button" value="← Başvuru Formuna Dön/Back to Application Form"/>		<input type="button" value="Dosya Yükle ve Sonlandır / Upload Files and Terminate →"/>

Çukurova Üniversitesi Rektörlük Bilgi İşlem Daire Başkanlığı


1.4.1 Pay the fee via Bank

You can pay the exam application fee of the exam center via any bank to the bank account number given on <http://iso.cu.edu.tr> webpage. After paying the fee via bank, please select the method of payment "**Banka/Bank**". After filling in the parts "Receipt No", "Receipt Date" according to the receipt you have received from the bank, save the information clicking on the "**Kaydet/Save**" button. After you have completed the registration process, you can continue with the next stage by clicking the "**Dosya Yükle ve Sonlandır/Upload Files and Terminate**" button.

4/6 Başvuru Ücreti / Application Fee	
Sınav Merkezi Tercih / Preferred Examination Center:	Adana/Turkey
Başvuru Ücreti / App. Fee :	250 TL
Ödeme Şekli / Payment Method :	<input type="radio"/> Banka / Bank <input type="radio"/> Online (Kredi Kartı) / Online (Credit Card) Lütfen yukarıda listeden tercih ettiğiniz başvuru ücreti ödeme şeklini seçiniz. / Please select the payment method you prefer from the list above.
Ödeme Bilgisi / Payment Info :	Dekont No/No of Bank Receipt: xxxxxxxx
	Dekont Tarihi/Date of Bank Receipt: xxx/xxx/2017
<input type="button" value="Kaydet / Save"/> Dekont bilgileriniz başarıyla kaydedilmiştir./ Your receipt information has been saved successfully.	
Başvuru ücretini yatırdıktan sonra "Dosya Yükle ve Sonlandır" butonu ile bir sonraki aşamaya geçebilirsiniz. / After paying the application fee you may switch to the next stage with the "Upload Files and Terminate " button.	
<input type="button" value="←- Başvuru Formuna Dön/Back to Application Form"/>	<input type="button" value="Dosya Yükle ve Sonlandır / Upload Files and Terminate ->"/>

1.4.2 Pay Online (Credit Card)

If you wish to pay the exam application fee of the exam center online, select the method of payment as “Online (Kredi Kartı) / Online (Credit Card)”. Then, click on “Başvuru Ücreti Öde/Pay Application Fee” to continue with the Payment Page.







4/6 Başvuru Ücreti / Application Fee	
Sınav Merkezi Tercih / Preferred Examination Center:	Adana/Turkey
Başvuru Ücreti / App. Fee :	250 TL
Ödeme Şekli / Payment Method :	<input type="radio"/> Banka / Bank <input checked="" type="radio"/> Online (Kredi Kartı) / Online (Credit Card) Lütfen yukarıda listeden tercih ettiğiniz başvuru ücreti ödeme şeklini seçiniz. / Please select the payment method you prefer from the list above.
Ödeme Bilgisi / Payment Info :	Ödenmedi / Not Paid  <input type="button" value="Başvuru Ücretini Öde/Pay Application Fee"/>
Başvuru ücretini yatırdıktan sonra "Dosya Yükle ve Sonlandır" butonu ile bir sonraki aşamaya geçebilirsiniz. / After paying the application fee you may switch to the next stage with the "Upload Files and Terminate " button.	
<input type="button" value="←- Başvuru Formuna Dön/Back to Application Form"/>	<input type="button" value="Dosya Yükle ve Sonlandır / Upload Files and Terminate ->"/>

Başvuru Ücreti Ödeme Sayfası / Application Fee Payment Page

Ad Soyad /Name Surname:	<input type="text"/>
Email:	<input type="text"/> @gmail.com
Başvuru Ücreti / Exam Fee:	250 TL
Ödemeyi Tamamla/Complete Payment	



[Başvuru Formuna Geri Dön / Return to Application Form](#)

On the Application Fee Payment page, you can see your Name/Surname and E-Mail information to be used for your online payment as well as the Application Fee. After checking your information, you are directed to Ziraat Bank “3D Secure” payment page by clicking on “Ödemeyi Tamamla /Complete Payment” button. If there is any incomplete or incorrect information, you can go back to the form which you have typed your information by clicking on “Başvuru Formuna Geri Dön/Go Back to the Application Form”.

 Ziraat Bankası	
S/ISO.CU.EDU	
Card Number	: <input type="text"/> <input type="text"/> <input type="text"/> <input type="text"/>
Expiration Date (MM / YY)	: 01 ▼ 2017 ▼
CVC2/CVV2 Number (Last 3 digit number following your credit card number)	: <input type="text"/>
Installment	: No Installment
Total	: 250 TL
SUBMIT	
    	



After completing the payment procedure on Ziraat Bank payment page, you will be directed to the “4/6 Başvuru Ücreti /Application Fee” form again.

If you pay the fee successfully, the message “Ödeme İşlemi Başarılı/Successful Payment Process” is seen on the screen. You can see “Paid Fee (sistemde payed yazılmış değişmeli)” and “Payment No” from the “Ödeme Bilgisi/ Payment Info” part. If you pay the fee successfully, you can continue with the next stage clicking on “Dosya Yükle ve Sonlandır/Upload Files and End Process” button.

ÇUKUROVA ÜNİVERSİTESİ LİSANS PROGRAMLARI ULUSLARARASI ÖĞRENCİ KAYITLI SINAV BAŞVURU FORMU ÇUKUROVA UNIVERSITY INTERNATIONAL STUDENT RECORDED EXAM APPLICATION FORM FOR ADMISSION TO UNDERGRADUATE PROGRAMS	
4/6 Başvuru Ücreti / Application Fee	
Ödeme İşlemi Başarılı / Payment Process Successful 	
Sınav Merkezi Tercih / Preferred Examination Center:	Adana-Türkiye
Başvuru Ücreti / App. Fee :	250 TL.
Ödeme Şekli / Payment Method :	<input type="radio"/> Banka / Bank <input checked="" type="radio"/> Online (Kredi Kartı) / Online (Credit Card) Lütfen yukarıda listeden tercih ettiğiniz başvuru ücreti ödeme şeklini seçiniz. / Please select the payment method you prefer from the list above.
Ödeme Bilgisi / Payment Info :	Ödendi / Paid 
	Ödenen Ücret / Payed Fee : 250 TL.
	Ödeme No / Payment No : 002016-001-10000
Başvuru ücretini yatırdıktan sonra "Dosya Yükle ve Sonlandır" butonu ile bir sonraki aşamaya geçebilirsiniz. / After paying the application fee you may switch to the next stage with the "Upload Files and Terminate " button.	
<- Başvuru Formuna Dön/Back to Application Form	Dosya Yükle ve Sonlandır / Upload Files and Terminate ->

Çukurova Üniversitesi Rektörlük Bilgi İşlem Daire Başkanlığı

If you fail to pay the fee, there will be a message "Payment Process Failed" as well as information sent by the bank, if available, on the screen. In this case, you can try again by clicking on the "Başvuru Ücreti Öde/Pay Application Fee" button on "Ödeme Bilgisi/Payment Info" page after checking your information. If you are unable to solve the payment problem, please contact Ç.U. International Student Coordination Application and Research Center.

ÇUKUROVA ÜNİVERSİTESİ LİSANS PROGRAMLARI ULUSLARARASI ÖĞRENCİ SINAV BAŞVURU FORMU ÇUKUROVA UNIVERSITY INTERNATIONAL STUDENT EXAM APPLICATION FORM FOR ADMISSION TO UNDERGRADUATE PROGRAMS	
4/6 Başvuru Ücreti / Application Fee	
Ödeme İşlemi Başarısız / Payment Process Failed 	
Hata Bilgisi/Error Info: The credit card number is not in a valid format. Lütfen kart bilgilerinizi kontrol edip tekrar deneyiniz./Please check your card information and try again.	
Sınav Merkezi Tercih / Preferred Examination Center:	Adana/Turkey
Başvuru Ücreti / App. Fee :	250 TL
Ödeme Şekli / Payment Method :	<input type="radio"/> Banka / Bank <input checked="" type="radio"/> Online (Kredi Kartı) / Online (Credit Card) Lütfen yukarıda listeden tercih ettiğiniz başvuru ücreti ödeme şeklini seçiniz. / Please select the payment method you prefer from the list above.
Ödeme Bilgisi / Payment Info :	Ödenmedi / Not Paid 
	Başvuru Ücretini Öde/Pay Application Fee
Başvuru ücretini yatırdıktan sonra "Dosya Yükle ve Sonlandır" butonu ile bir sonraki aşamaya geçebilirsiniz. / After paying the application fee you may switch to the next stage with the "Upload Files and Terminate " button.	
<- Başvuru Formuna Dön/Back to Application Form	Dosya Yükle ve Sonlandır / Upload Files and Terminate ->

Çukurova Üniversitesi Rektörlük Bilgi İşlem Daire Başkanlığı


1.5 Dosya Yükleme Paneli/ File Upload Panel

You can find the required documents on the panel. Please upload the files to the system by clicking on the “Dosya Seç/Select File” and “Yükle/Upload” buttons consecutively after scanning and converting them into maximum 9 mb PDF format.

5/6
Dosyalarınızı PDF Formatında Yükleyiniz/Upload Your Files in PDF File Format
Maksimum Dosya Yükleme Boyutu 9 mb'dır/Maximum File Upload Size is 9 mb

1. Pasaport Kopyası/ Copy of Passport	<input type="button" value="Dosya Seç"/> Dosya seçilmedi	<input type="button" value="Yükle/Upload"/>	
2. Başvuru Ücreti Dekontu Kopyası/ Copy of Application Fee Receipt	<input type="button" value="Dosya Seç"/> Dosya seçilmedi	<input type="button" value="Yükle/Upload"/>	

Bu belge sadece ödemesini bankadan yapanlardan istenmektedir./This document is only requested from those who make the payment from the bank.

If the file has been uploaded successfully to the system, the  image on the right side will turn to



5/6
Dosyalarınızı PDF Formatında Yükleyiniz/Upload Your Files in PDF File Format
Maksimum Dosya Yükleme Boyutu 9 mb'dır/Maximum File Upload Size is 9 mb

1. Pasaport Kopyası/ Copy of Passport	<input type="button" value="Dosya Seç"/> Dosya seçilmedi	<input type="button" value="Yükle/Upload"/>	
2. Başvuru Ücreti Dekontu Kopyası/ Copy of Application Fee Receipt	<input type="button" value="Dosya Seç"/> Dosya seçilmedi	<input type="button" value="Yükle/Upload"/>	

Bu belge sadece ödemesini bankadan yapanlardan istenmektedir./This document is only requested from those who make the payment from the bank.

Dosyanız başarılı bir şekilde yüklenmiştir./Your file was uploaded successfully.

After uploading all of the required documents, you can complete your application process by clicking on “**Başvuruyu Tamamla/Submit Application**” button.

5/6
Dosyalarınızı PDF Formatında Yükleyiniz/Upload Your Files in PDF File Format
Maksimum Dosya Yükleme Boyutu 9 mb'dır/Maximum File Upload Size is 9 mb

1. Pasaport Kopyası/ Copy of Passport	<input type="button" value="Dosya Seç"/> Dosya seçilmedi	<input type="button" value="Yükle/Upload"/>	
2. Başvuru Ücreti Dekontu Kopyası/ Copy of Application Fee Receipt	<input type="button" value="Dosya Seç"/> Dosya seçilmedi	<input type="button" value="Yükle/Upload"/>	

Bu belge sadece ödemesini bankadan yapanlardan istenmektedir./This document is only requested from those who make the payment from the bank.

Dosyanız başarılı bir şekilde yüklenmiştir./Your file was uploaded successfully.

1.6 Çıkış/ Log Out

When you have completed your application successfully, an application referencenumber will be sent to your e-mail address.

6/6

Tebrikler! Başvuru formunuz incelenmek üzere başarıyla alınmıştır. Lütfen mailinizi kontrol ediniz./Congratulations! Your application form has successfully been received for review. Please check your e-mail.

2. GENERAL INFORMATION AND RULES ABOUT CISE

2.1. CISE is an international student selection exam and its results can be used to apply for Çukurova University international students' quotas. This examination is conducted by Çukurova University.

Exam Date: April, 27 Nisan 2019 Saturday

Exam Application Dates: 15 January – 22 March 2019

Exam Time: 09.30 am (The exam will start at all exam centres according to the local time of Turkey)

Exam duration: 120 Minutes

Exam Language: Turkish, English, German, Arabic and Russian

2.2. CISE result is valid for 1 (one) year.

2.3 The CISE/ÇUÖS exam includes IQ and mathematics tests and consists of 80 questions. The distribution of the questions is as following: 40 IQ questions, 35 maths questions and 5 geometry questions. 4 wrong answers will cancel out a correct answer. All the questions in the examination booklet are "multiple choice" type questions. Each question has five options and only one option is correct. The answers must be marked on the "answer sheet". The answers marked on the exam booklet are not valid.

** Dual citizens whose first citizenship is Turkish from birth (except those who have completed their secondary education abroad) or those who hold only Turkish citizenship and completed their secondary education in Turkey or those who have TRNC citizenship and apply with CISE result cannot registry at our University even if they are placed.*

2.4. If you do not pay the CISE application fee online, please pay the application fee to the bank account stated below before logging into the application system.

Application Fee:

Application fee will be paid online with credit card. Credits cards of the candidates applying for the centres abroad must allow making international transactions. Online payment can be done with visa, mastercard, electron and maestro cards, and the cards must allow 3D secure payment system. The candidates without a credit card must deposit the application fees to the bank accounts mentioned below.

For the applicants who take the examination in Adana, İstanbul, Ankara, İzmir, Gaziantep, Şanlıurfa and Van 250 TRY,

For the applicants who take the examination in Tunis 65 USD,

For the applicants who take the examination in Germany 85 EUR,

For the applicants who take the examination in Azerbaijan (Baku) and Saudi Arabia (Jeddah, Riyadh) 100 USD.

Exam fee in Turkish Lira must be deposited to the following bank account:

Bank: T. C. Ziraat Bankası

Address of the Bank: T.C. Ziraat Bankası Çukurova Üniversitesi Şubesi Balcalı Adana, Turkey

Branch: Çukurova Üniversitesi

Account Number: 1690- 40663298-5606

Account Name: Ç. Ü. Strateji Geliştirme Daire Başkanlığı

Swift Code: TCZBTR2A

IBAN No: TR03 0001 0016 9040 6632 9856 06

Exam fee in USD must be deposited to the following bank account:

Bank: T. C. Ziraat Bankası

Address of the Bank: T.C. Ziraat Bankası Çukurova Üniversitesi Şubesi Balcalı Adana, Turkey

Branch: Çukurova Üniversitesi

Account Number: 1690- 40663298-5607

Account Name: Ç. Ü. Strateji Geliştirme Daire Başkanlığı

Swift Code: TCZBTR2A

IBAN No: TR73 0001 0016 9040 6632 9856 07

Exam fee in EUR must be deposited to the following bank account:

Bank: T.C. Ziraat Bankası

Address of the Bank: T.C. Ziraat Bankası Çukurova Üniversitesi Şubesi Balcalı Adana, Turkey

Branch: Çukurova Üniversitesi

Account Number: 1690- 40663298-5608

Account Name: Ç. Ü. Strateji Geliştirme Daire Başkanlığı

Swift Code: TCZBTR2A

IBAN No: TR46 0001 0016 9040 6632 9856 08

Important Note: The transfer fee that will be requested by Ziraat Bank while paying the application fee is not included. Application fees cannot be transferred to the following years' application. The applications of the candidates who have not paid the application fee or uploaded a wrong bank receipt or uploaded a bank receipt that is unable to be read will not be accepted. The fees paid by the applicants who desist from applying in spite of having paid the admission fee, those who have paid the examination fee more than once, those whose applications are considered invalid, those who do not or cannot take the examination, those who are not accepted to the examination or dismissed from the

exam, those who fail or whose examination papers are considered invalid in addition to those who have paid an amount for a transaction that is free of charge are non-refundable.

2.5. You can download your Examination Entrance Card as of the date April, 15 2019. The applicants whose applications are approved have to have their Examination Entrance Card and their identity card or passport that they use for application to enter the exam.

2.6. Since the exam booklets are prepared according to your examination language preferences, please pay utmost importance while selecting your examination language.

2.7. The responsibility of the consequences resulting from misinformation while filling the application form belongs entirely to the applicant. When filling the sections related to identity information in the form, the identity information of the applicant must not be changed or contracted.

2.8. The e-mail address required in the application form must belong to the applicant and every applicant must provide only one e-mail address.

2.9. Since the photo to be uploaded to the Application Form is going to be printed on the Examination Entrance Card and the Examination Result Document, the photo must be taken in the last six months and from the front view, ensuring that the applicant is easily recognizable. The applicant must avoid making significant changes in his or her appearance in a way which can make him or her less recognizable on the exam day. It must be taken into consideration that if the Head of the Examination Hall finds difficulty in recognizing the identity of the applicant, s/he has the right to exempt the applicant from the examination.

2.10. Applicants must carry out the procedures of taking CISE examination and departure from their countries in accordance with the rules of their countries. Çukurova University does not assume any responsibilities or act as a mediator concerning applicants' allowance for the exam or for obtaining a passport.